

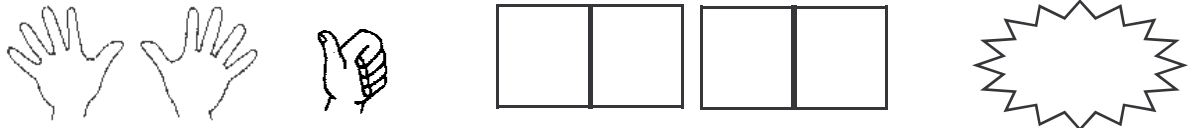
Colorie les différentes représentation d'un même nombre en indiquant dans les soleil de quel nombre il

The worksheet contains four rows of mathematical representations for the number 7, each accompanied by a starburst for labeling. The representations are:


- Row 1: A ten-frame with 7 blue dots (5 in the first two columns, 2 in the third) and a starburst.
- Row 2: A ten-frame with 7 hands (5 open, 2 with one finger up) and a starburst.
- Row 3: A ten-frame with 7 circles (5 in the first two columns, 2 in the third) and a starburst.
- Row 4: A ten-frame with 7 circles (5 in the first two columns, 2 in the third) and a starburst.

Compte le nombre de doigts, complète les dominos et les lignes et écris le nombre.

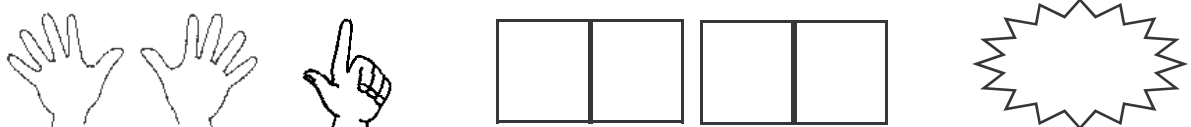
Two open hands, one hand with one finger pointing up, two dominoes, and a starburst.




Two horizontal bars, each divided into 10 equal segments by a vertical line in the middle.




Two open hands, one hand with two fingers pointing up, two dominoes, and a starburst.




Two horizontal bars, each divided into 10 equal segments by a vertical line in the middle.



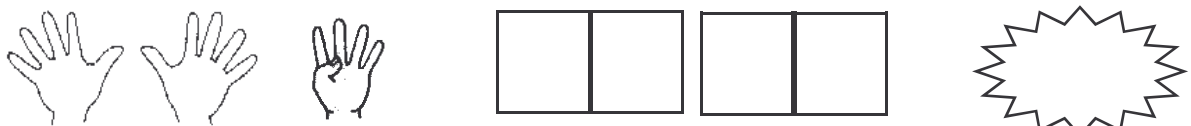
Two open hands, one hand with three fingers pointing up, two dominoes, and a starburst.




Two horizontal bars, each divided into 10 equal segments by a vertical line in the middle.




Two open hands, one hand with four fingers pointing up, two dominoes, and a starburst.




Two horizontal bars, each divided into 10 equal segments by a vertical line in the middle.



Two open hands, one hand with five fingers pointing up, two dominoes, and a starburst.



Two horizontal bars, each divided into 10 equal segments by a vertical line in the middle.



Écris la ligne numérique de 1 à 15

1-2-3-

